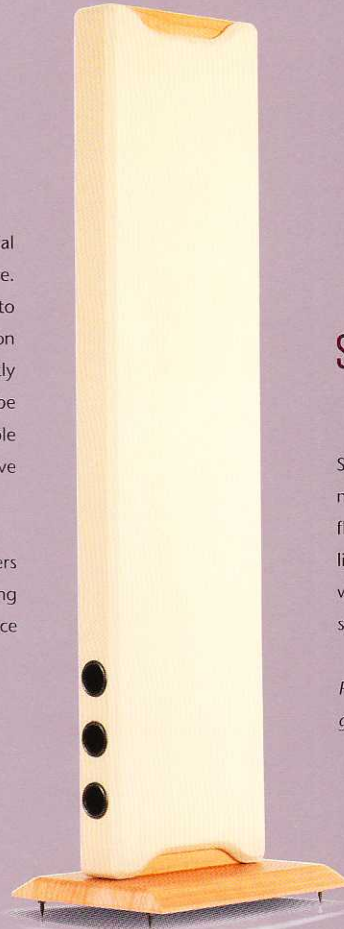


SEQUENCE

In many homes the presence of conventional loudspeakers seems incongruous and obtrusive. Where careful consideration has gone into creating an elegant living space, the introduction of awkwardly proportioned and unsightly boxes and the necessity for these to be positioned optimally to achieve an acceptable level of performance can, for some, involve too much of a compromise to be viable.

More recently various flat panel loudspeakers have been developed but, while partly satisfying the requirement for discretion, their performance leaves much to be desired.

Sequence Loudspeakers are different....



SEQUENCE

Slim panels just 7 cm deep, they can be mounted flat on the wall or can stand on the floor. With elegant styling and a choice of light or dark colours they can blend or contrast with any decor. Despite their unusual shape, sound quality is of the highest order.

For once domestic and musical harmony really do go hand-in-hand.

Sequence makes a complete range of loudspeakers for Hi-Fi, Home Theatre, and Multi-Media installations. This includes compact wall loudspeakers, larger wall or floorstanding loudspeakers and an active sub-woofer.

Most panel speakers radiate sound equally front and back. They must therefore be used clear of walls to reduce the bass information being cancelled by the reflected back wave. For Sequence panels to work directly on walls the rear radiation is controlled by a very slim bass reflex enclosure. Although this strictly limits the internal volume, special variable room boundary alignments with side firing reflex vents give excellent bass and allow a great deal more placement flexibility.

Each loudspeaker may also be used in a floor standing position on the proprietary matching plinths. These may be fitted with carpet piercing spikes to provide a larger footprint, greater stability and a beautifully focussed sound.

Where additional bass reinforcement is required the visually matched active sub-woofer may be introduced, it's infinite adjustment of filtering and output allowing it to blend seamlessly with the main speakers. The omni-directional nature of low frequency sound means that the placement of the sub-woofer in the room is not critical, so it can be placed wherever is convenient.





Sequence 200/200c

The Sequence 200 is a compact, two way, bass reflex loudspeaker system intended primarily for wall mounting. It features a substantially braced MDF cabinet and custom specified drive units.

Bass frequencies are handled by a 140mm doped paper cone driver while a 25mm fabric dome tweeter gives a smooth, unforced and extended high frequency response. The tuning of the side firing bass port may be adjusted to optimise the bass response for a given installation.

The Sequence 200 can form the basis of a very high performance home theatre system. A single 200 (200C) is available for horizontal mounting as a centre channel loudspeaker and the SW500 active sub-woofer can be readily matched to the response of these speakers when used in such a configuration.

A hand wired crossover network and gold plated terminals complete the package and contribute towards the detailed, refined and full bodied reproduction of all types of music.

The Sequence 200 may also be used as a floor standing loudspeaker system by adding the proprietary matching plinths and is available in 6 different fabric colours.

Sequence successfully bring together domestic and musical harmony.

What Hi-Fi?

Specification

Sensitivity		89dB
Impedance		8 Ohms
Drive Units	Bass	140mm
	Treble	25mm
Dimensions (HxWxD)mm		610x250x70
Power Handling		50 Watts rms
Frequency Range		55Hz-20KHz
Orientation on wall		Vertical/Horizontal





Sequence 300

The Sequence 300 is a medium size, two way, bass reflex loudspeaker system intended primarily for wall mounting. It features a substantially braced MDF cabinet and custom specified drive units.

Bass frequencies are handled by a 140 mm doped paper cone driver while a 25mm fabric dome tweeter gives a smooth, unforced and extended high frequency response. The tuning of the side firing bass ports may be adjusted to optimise the bass response for a given installation.

As front and rear speakers the Sequence 300 can form the basis of an exceptional home theatre system. A single, voice matched, Sequence 200 (200C) is available for horizontal mounting as a centre channel loudspeaker and the SW500 active sub-woofer can be readily adjusted to augment the response of these speakers when used in such a configuration.

A hand wired crossover network and gold plated terminals complete the package and contribute towards the refined, involving and dynamic reproduction of these speakers.


The Sequence 300 may also be used as a floor standing loudspeaker system by adding the proprietary matching plinths and is available in 6 different fabric colours.

*Likely to cause a glint in the audiophile's eye...
a well deserved thumb's up.*

Audiophile

Specification

Sensitivity	89dB
Impedance	8 Ohms
Drive Units	Bass 140mm Treble 25mm
Dimensions (HxWxD)mm	850x250x70
Power Handling	60 Watts rms
Frequency Range	45Hz-20KHz
Orientation on wall	Vertical only





Sequence 400

The Sequence 400 is a large, two way, bass reflex loudspeaker system intended primarily for wall mounting. It features a substantially braced mdf cabinet and custom specified drive units and is capable of comfortably reproducing music and film sound effects at high levels without strain.

Bass frequencies are handled by a 140 mm doped paper cone driver while a 25mm fabric dome tweeter gives a smooth, unforced and extended high frequency response. The tuning of the triple side firing bass ports may be adjusted to optimise the character of the extended bass response for a given installation.

As front and rear speakers the Sequence 400 can form the basis of an outstanding home theatre system. A single, voice matched, Sequence 200 (200C) is available for horizontal mounting as a centre channel loudspeaker and the SW500 active sub-woofer can be readily adjusted to augment the bass response of these speakers when used in such a configuration.

A hand wired crossover network and bi-wireable, gold plated terminals complete the package and contribute towards the refined, involving and dynamic reproduction of these speakers.

The Sequence 400 may also be used as a floor standing loudspeaker system by adding the proprietary matching plinths and is available in 6 different fabric colours.

...the speakers almost disappearing...a feeling of naturalness and admirable presence making music come very much to life...

Gramophone

Specification

Sensitivity		89dB
Impedance		8 Ohms
Drive Units	Bass	140mm
	Treble	25mm
Dimensions (HxWxD)mm		1000x250x70
Power Handling		75 Watts rms
Frequency Range		40Hz-20KHz
Orientation on wall		Vertical only





BASH™



Sequence SW500

Styled to visually match the other Sequence loudspeakers although applicable in any system, the SW500 active sub-woofer offers explosive and extended bass performance. Housed in a robust, heavily braced cabinet the custom specified 254mm long throw bass driver is capable of delivering controlled, tuneful bass reinforcement at high levels with absolute ease.

The SW500 also incorporates 'leading edge' amplifier technology which marries the operating efficiency of Class D switched mode operation to the high sonic performance of a Class AB1 output stage.

The BASH™ amplifier features full adjustment of filtering, output level and a phase reversal switch to allow for seamless integration with the main loudspeakers. A switchable LFE/filtered line level input facilitates connection to all current AV processors. The amplifier is capable of delivering 150 Watts to the bass drive unit, sufficient to reproduce the full impact of an explosion, collision, or seismic event.

In recreating the full scale of the most demanding music or movie soundtracks the SW500 has few equals.

Adding the subwoofer produced more extension of the listening experience than I had expected.

The sound was warmer, more solid and involving... This subwoofer is remarkably self-effacing in appearance and easily accommodated in any room situation.

It combines ideally with the model 200s to give at least an octave of bass extension and I would expect it to work well with most other bass-limited loudspeakers.

Gramophone

Specification

Sensitivity	120mV/775mV	
Impedance	47K/220 Ohms	
Drive Units	Bass	254mm Paper
	Treble	-
Dimensions (HxWxD)mm	450x350x360	
Amplifier Power	150 Watts	
Frequency Range	20Hz-200Hz	



Home Theatre

The popularity of DVD and the widespread availability of high quality, 'surround sound' broadcasts has generated a requirement for multi channel loudspeaker systems capable of recreating the intensity and excitement of the cinema experience or sporting venue in the home.




However, the normal solution of placing a multitude of conventional 'box' loudspeakers around the room is aesthetically unacceptable for many, particularly where flat, plasma televisions or projector screens are to be used.

The Sequence loudspeakers, when used in a multi-channel surround system, offer the dynamic coherence, resolution and wide bandwidth necessary to recreate the most dramatic events without intruding upon the living space. The choice of coloured fabric finishes allows a fully matched system to complement the chosen decor.



They provide the perfect solution for those seeking a truly 'no compromise' home theatre system.

Really helps take the pain out of setting up home cinema.

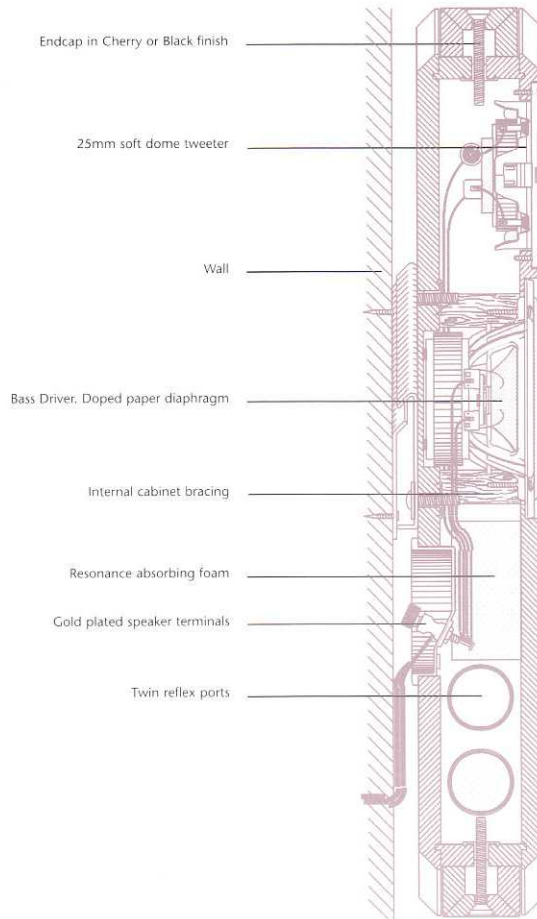


Successful surround sound reproduction requires a speaker system whose components have identical voicing.

The Sequence range shares tweeters, bass drivers, baffle width and bass loading.

Power handling and bandwidth aside - the characteristic sound of the range is consistent from model to model.


A wholly seamless integration of the speakers is therefore possible. The confines of the room disappear and the listener is transported into the midst of the action.



The elegant and discreet design of the Sequence Loudspeakers lends itself to a variety of other applications where space and subtlety are as important as performance. They are already in service in conference rooms, board rooms, hotels, and places of worship. They are also often chosen for use on board ships and yachts where floor space in particular, is at a premium.



Sequence 400 wall mounted



SIMPLE - ELEGANT - OUTSTANDING

SEQUENCE